



Now it's your game!

1 SCREEN VISION

- Colour touch screen with scale 1 display
Comfortable, user-friendly and safe
- Simplified, intuitive navigation
High precision, time saving and more efficient




TECHNICAL SPECIFICATIONS

- Power up from the on/off switch on the tracer
- Compliant with ISO16284 standard (OMA 3.04 compatible)
- Automatic autotest on power up
- Calibration, connected to computer (PC) or from the tracer
- Automatic insertion of the feeler
- Tracing in 3 dimensions for frames, in 2 dimensions for gauges, presentation lenses or lenses that have already been cut
- High Precision trace with bevel profiling of the frame.
- Support for the tracing of a gauge, lens (presentation or already cut)
- Automatic frame centring
- Automatic measurement of the frame bridge, when binocular tracing
- Measurement of frame thickness
- 5.7" colour touch screen
- Tracer tilted at an angle of 0 or 10°
- Differential grip pressure
- Integrated self-maintenance functions, from computer (PC), or from the tracer
- Shape alteration: A, B, 1/2 A, 1/2 B, scaling
- 12 V Power supply
- External power supply: 100-240 VAC, 1 A, 50-60 Hz, output 12 V
- Limits of frame dimensions:
B dimension: min. 17 mm (gauge) 18.5 mm, max. 58 mm
A dimension: min. 28 mm, max. 70 mm
- Z-height limit: 30 mm for binocular, 40 mm for monocular
- Frame thickness: min. 1.45 mm, max. 12 mm
- Dimensions:
- Screen open: (W) 280 mm x (D) 450 mm x (H) 180 mm
- Screen closed: (W) 280 mm x (D) 295 mm x (H) 180 mm
- Weight: 8 kg
- CE marking conformity

NB: To facilitate improvements, these specifications are subject to change without notice.

eTess



ESSILOR INTERNATIONAL - RCS Clélie B 712 049 618 - 07/08 - P1002/01E - Hekuhodo France



e-Tess® takes the high ground on remote cutting.



ESSILOR INTERNATIONAL – Instruments Department
64 bis, avenue Aubert – 94306 Vincennes Cedex France
Tel: 33 (0)1 72 94 71 00 – Fax: 33 (0)1 72 94 70 27





e-Tess® Tracer with Screen Vision

Beat your records in terms of "first fit"

Start afresh on new bases

2 FEELER TILTED AT AN ANGLE OF 15°

- Feeler patented by Essilor.
- Tracing head tilted at an angle of 15°.
- Follows with optimum precision up to bases 9 and metal-trimmed frames with very fine bevels



Our motto is High Precision




5 THE LENS FITS PERFECTLY INTO THE FRAME

- High Precision trace with bevel profiling in less than one minute.
- The lens fits perfectly into the frame.
- Grips rotate to avoid altering flexible shapes.
- Asymmetry in the frame taken into account.

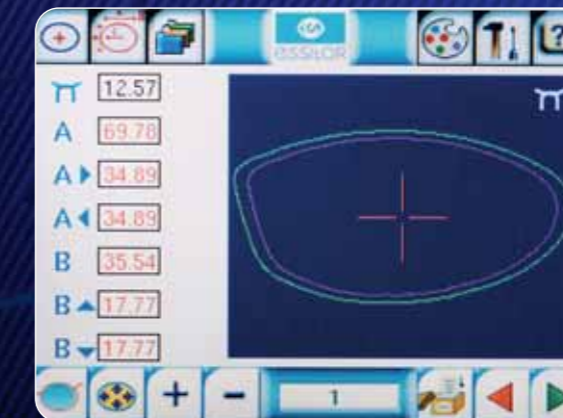
No shape is too complex for its dexterity

3 TRACING OF FRAMES FROM THE SMALLEST TO THE LARGEST

- Small B-dimensions up to 17 mm.
- Frames for children.
- Very slim frames (from 1.45 mm thick).
- Safety frames.
- Upper brow bar frame.



More than just a tracer



6 SHAPE ALTERATION

- Optimisation of the match between lenses/frame/wearer's physiology by modification of A and B dimensions and half dimensions, or by scaling.
- Instant visualisation of the alteration to be able to perform all the tests before sending jobs.
- Saves your productions.

The best IQ on the market

4 PRECISE, AUTONOMOUS AND AUTOMATED

- Conversion of the trace cycle depending on the shape and thickness of the frame.
- Display of frame thickness.
- Variable speed depending on frame geometry.
- Memory of 1,000 jobs



"Shortens" remote cutting



7 CONNECTS DIRECTLY TO THE CUTTING STATION

- Communication with OPSYS® and VISIONWEB®.
- Compatible with the OMA protocol, the true standard of tomorrow.
- Ports: serial, Ethernet and USB for updating memories.
- Scalable system.